


PRINTED CATALOGUE



WEBSITE LINK

[/ products / complementary pole products](#)

PRODUCT NO:

DESCRIPTION:

IMAGE

floodlighting platforms



ZINCOMETAL S.A. is constantly developing and improving its products. For this reason, all product descriptions in this catalogue are intended as a general guide, and we may change specifications from time to time in the interest of product development, without prior notification or public announcement. Regarding the validity of the International Standards it is considered always the oldest edition.

Stay tuned with the company by signing up in ZINCOMETAL's Newsletter ([www.zincometal.gr](http://www.zincometal.gr)) and Social Media.

### 1.4.3. Floodlighting platforms

Image 1



**Manufacturing** The platforms are manufactured from merchant bars of UPN section and angles according to EN 10279 and EN 10056 respectively and designed in a way to reduce effectively the wind drag.

Regarding the safety issues, the platform is designed with a safety cage to enclose and with safety support of maintenance person. The floor is expanded metal forged-welded grating and incorporates a hinged door allowing for access to the cage which is capable of closing prior to uncoupling of climbing safety device. The access to the 2<sup>nd</sup> or to the 3<sup>rd</sup> traverse of the platform can be done by using ladder.

**Surface protection** Hot-dip galvanized according to International Standard EN ISO 1461.

**Complete lighting system** The complete solutions for the platforms include ZINLUX PROTEC (400-1000 Watt) and ZINLUX PLUTON (2000 Watt) floodlights.

**Platform is configured in 3 easy steps**

1. Type of floodlight (ZINLUX PROTEC or ZINLUX PLUTON) according to our needs is chosen.
2. Selection the type of traverse to be used in the platform by checking the traverse tables is selected.
3. Then, the type of the platform which suits better to users requirements is chosen by going to the platform section.

Traverses for using in platforms

Straight traverse type

ANGLE

Indicative drawing

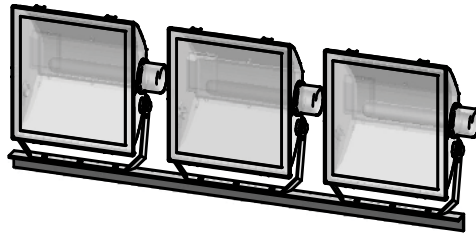


Table  
Straight traverse type  
ANGLE

Code	Material - Dimensions	Weight	Floodlight No.	Wattage	Platform equivalence
	mm	kg	pcs	Watt	Code
ZINLUX PROTEC	TR-E/1200/02	L60x6 x 1200	7	400-1000	PLF-1200/1 PLF-1200/2
	TR-E/2000/03	L60x6 x 2000	10		PLF-1200/1 PLF-1200/2 PLF-2000/1 PLF-2000/2
	TR-E/2400/04	L60x6 x 2400	14		PLF-1200/1 PLF-1200/2 PLF-2400/1 PLF-2400/2
ZINLUX PLUTON	TR-E/1500/02/PL	L60x6 x 1500	9	2000	PLF-1500/1 PLF-1500/2
	TR-E/2400/03/PL	L60x6 x 2400	14		PLF-1200/1 PLF-1200/2 PLF-2400/1 PLF-2400/2 PLF-2400/3
	TR-E/3000/04/PL	L75x6 x 3000	22		PLF-1500/1 PLF-1500/2 PLF-2000/1 PLF-2000/2 PLF-2000/3 PLF-3000/1 PLF-3000/2 PLF-3000/3 PLF-3000/4

Note

Tables are grouped according to zinlux floodlight type

**Bent traverse type ANGLE**

Indicative drawing

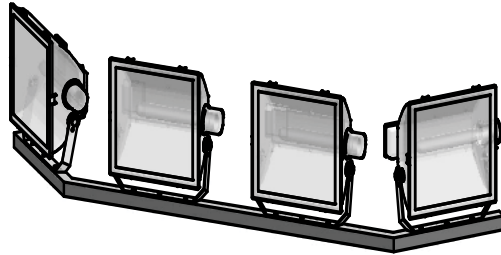


Table  
Bent traverse type ANGLE

Code	Material - Dimensions	Weight	Floodlight No.	Wattage	Platform equivalence	
	mm	kg	pcs	Watt	Code	
ZINLUX PROTEC	TR-K/2400/04	L60x6 x 600/1200/600	14	up to 4	400-1000	PLF-1200/1 PLF-1200/2
	TR-K/3200/05	L60x6 x 600/2000/600	20	up to 5		PLF-2000/1 PLF-2000/2
ZINLUX PLUTON	TR-K/3000/04/PL	L75x6 x 750/1500/750	24	up to 4	2000	PLF-1500/1 PLF-1500/2
	TR-K/3900/05/PL	L75x6 x 750/2400/750	26	up to 5		PLF-2400/1 PLF-2400/2 PLF-2400/3
	TR-K/4500/06/PL	L75x6 x 750/3000/750	33	up to 6		PLF-3000/1 PLF-3000/2 PLF-3000/3 PLF-3000/4

**Note**

Tables are grouped according to zinlux floodlight type

**Straight traverse type C**

Indicative drawing

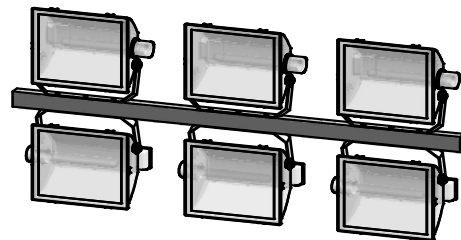


Table  
Straight traverse type C

Code		Material - Dimensions	Weight	Floodlight No.	Wattage	Platform equivalence
		mm	kg	pcs	Watt	Code
ZINLUX PROTEC	TR-E/1200/02-2/C	UPN100x50 x 1200	15	up to 2+2	400-1000	PLF-1200/1 PLF-1200/2
	TR-E/2000/03-3/C	UPN100x50 x 2000	24	up to 3+3		PLF-1200/1 PLF-1200/2 PLF-2000/1 PLF-2000/2
	TR-E/2400/04-4/C	UPN100x50 x 2400	28	up to 4+4		PLF-1200/1 PLF-1200/2 PLF-2400/1 PLF-2400/2
	TR-E/3000/05-5/C	UPN120x60 x 3000	42	up to 5+5		PLF-2000/1 PLF-2000/2 PLF-3000/1 PLF-3000/2
ZINLUX PLUTON	TR-E/1500/02-2/C/PL	UPN100x50 x 1500	18	up to 2+2	2000	PLF-1500/1 PLF-1500/2
	TR-E/2400/03-3/C/PL	UPN100x50 x 2400	28	up to 3+3		PLF-1200/1 PLF-1200/2 PLF-2400/1 PLF-2400/2 PLF-2400/3
	TR-E/3000/04-4/C/PL	UPN100x50 x 3000	34	up to 4+4		PLF-1500/1 PLF-1500/2 PLF-2000/1 PLF-2000/2 PLF-2000/3 PLF-3000/1 PLF-3000/2 PLF-3000/3 PLF-3000/4
	TR-E/3500/05-5/C/PL	UPN120x60 x 3600	51	up to 5+5		PLF-2400/1 PLF-2400/2 PLF-2400/3 PLF-3700/3 PLF-3700/4
	TR-E/4500/06-6/C/PL	UPN120x60 x 4500	65	up to 6+6		PLF-3000/1 PLF-3000/2 PLF-3000/3 PLF-3000/4 PLF-3700/3 PLF-3700/4

**Note**

Tables are grouped according  
to zinlux floodlight type

**Bent traverse type C**

Indicative drawing

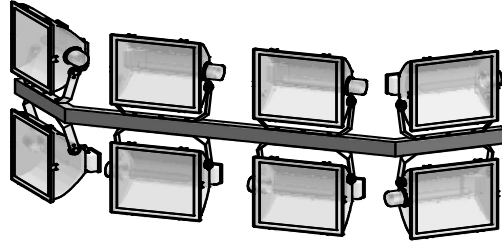


Table  
Bent traverse type C

Code	Material - Dimensions	Weight	Floodlight No.	Wattage	Platform equivalence	
	mm	kg	pcs	Watt	Code	
ZINLUX PROTEC	TR-K/2400/04-4/C	UPN100x50 x 600/1200/600	32	up to 4+4	400-1000	PLF-120/1 PLF-120/2
	TR-K/3200/05-5/C	UPN100x50 x 600/2000/600	38	up to 5+5		PLF-2000/1 PLF-2000/2 PLF-2000/3
	TR-K/3600/06-6/C	UPN100x50 x 600/2400/600	41	up to 6+6		PLF-2400/1 PLF-2400/2 PLF-2400/3
ZINLUX PLUTON	TR-K/3000/04-4/C/PL	UPN100x50 x 750/1500/750	34	up to 4+4	2000	PLF-1500/1 PLF-1500/2
	TR-K/3900/05-5/C/PL	UPN100x50 x 750/2400/750	41	up to 5+5		PLF-2400/1 PLF-2400/2 PLF-2400/3
	TR-K/4500/06-6/C/PL	UPN120x60 x 750/3000/750	65	up to 6+6		PLF-3000/1 PLF-3000/2 PLF-3000/3 PLF-3000/4

Note  
Tables are grouped according  
to zinlux floodlight type

**Platforms**

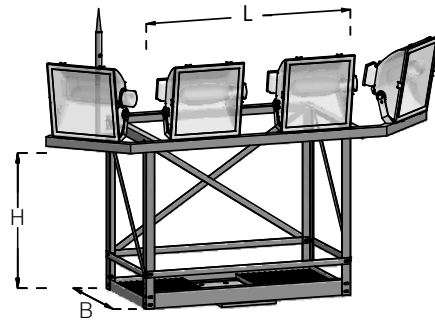
**Image 1**

Floodlighting platform.



**Platform with 1 traverse**

Indicative drawing



**Table**  
Platform with 1 traverse

Code		Dimensions (L x B x H)	Weight	Floodlight No.	
				400W-1000W	2000W
1 traverse	PLF-1200/1	1200x800x1100	150	up to 8	up to 6
	PLF-1500/1	1500x800x1100	160	-	up to 8
	PLF-2000/1	2000x800x1100	180	up to 10	up to 8
	PLF-2400/1	2400x800x1100	210	up to 12	up to 10
	PLF-3000/1	3000x800x1100	240	up to 10	up to 12

**Platform with 2 traverses**

Indicative drawing

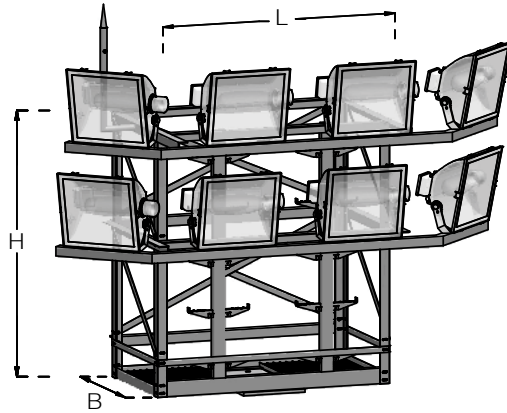


Table  
Platform with 2 traverses

	Code	Dimensions (L x B x H)	Weight	Floodlight No.	
				400W-1000W	2000W
		mm	kg		
2 traverses	PLF-1200/2	1200x800x1700	200	up to 12	up to 9
	PLF-1500/2	1500x800x1700	220	-	up to 12
	PLF-2000/2	2000x800x1700	240	up to 15	up to 12
	PLF-2400/2	2400x800x1700	280	up to 18	up to 15
	PLF-3000/2	3000x800x1700	320	up to 15	up to 18

**Platform with 3 traverses**

Indicative drawing

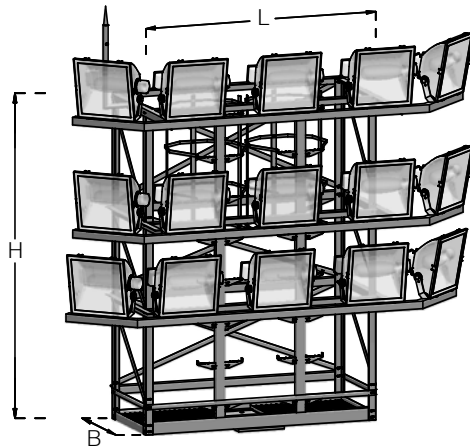


Table  
Platform with 3 traverses

	Code	Dimensions (L x B x H)	Weight	Floodlight No.	Wattage
					Watt
		mm	kg	pcs	
3 traverses	PLF-2000/3	2000x800x2600	350	up to 16	2000
	PLF-2400/3	2400x800x2600	420	up to 20	
	PLF-3000/3	3000x800x2600	450	up to 24	
	PLF-3700/3	3700x800x2600	560	up to 20	

**Platform with 4 traverses**

Indicative drawing

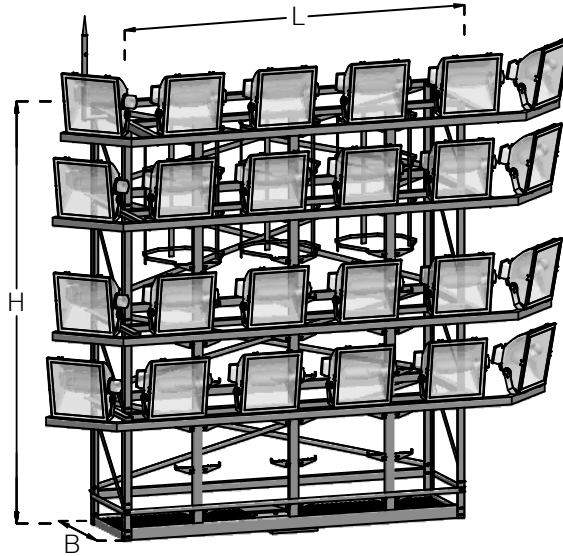


Table  
Platform with 4 traverses

Code	Dimensions (L x B x H)	Weight	Floodlight No.	Wattage	
	mm	kg	pcs	Watt	
4 traverses	PLF-3000/4	3000x800x3300	580	up to 30	2000
	PLF-3700/4	3700x800x3300	690	up to 25	

**Platform with 1 traverse in 360° arrangement**

Indicative drawing

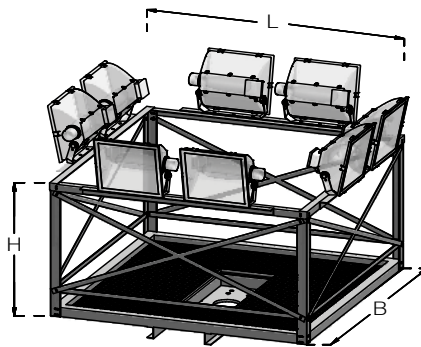


Table  
Platform with 1 traverse in 360° arrangement

Code	Dimensions (L x B x H)	Weight	Floodlights No.	
	mm	kg	400W-1000W	2000W
1 traverse	PLF-SC/1200/1	1200x1200x1100	up to 8	up to 6
	PLF-SC/1500/1	1500x1500x1100	up to 12	up to 8
	PLF-SC/2000/1	2000x2000x1100	up to 16	up to 12

Copyright © 2014 - All rights reserved ZINCOMETAL S.A.

All rights reserved.

Reproduction in whole or in part is prohibited without the prior written consent of the copyright owner. The information presented in this document does not form part of any quotation or contract, is believed to be accurate and reliable and may be changed without notice. No liability will be accepted by the publisher for any consequence of its use. Publication thereof does not convey nor imply any license under patent or other industrial or intellectual property rights.



[www.zincometal.gr](http://www.zincometal.gr)

---

**Δ.** 10ο χλμ. Κιλκίς-Πολυκάστρου  
61100 Κιλκίς, τ.θ. 21  
**AD.** 10th km. Kilkis - Polikastro  
P.C. 61100 Kilkis, Greece

**T.** +30 23410 75651-3  
+30 23410 71581  
**F.** +30 23410 71734

**E.** [info@zincometal.gr](mailto:info@zincometal.gr)  
**WEB.** [www.zincometal.gr](http://www.zincometal.gr)

---

zin  
lux  
lighting

---

hellenic griglia